




## HDS 6/14 C

Single-phase HDS 6/14 C hot water high-pressure cleaner with ecoefficiency mode, EASY!-Force trigger gun and Servo Control, the infinitely variable pressure and water flow regulation function from Kärcher.



### 1 Efficiency

- ecoefficiency mode – economical and environmentally friendly, even during longer periods of use.
- Reduces fuel consumption and CO2 emissions by 20%.

### 2 Ease of use

- Intuitive operation with large single-button selector switch.
- Large tank opening with filling chute.

### 3 Storage

- Lockable accessory compartment for nozzles, tools, etc.
- Storage hooks for power cord and high-pressure hose.

### 4 Reliability

- The Soft Damping System (SDS) compensates for vibration and pressure peaks in the high-pressure system.
- Large water filter protects pump against damage.



## HDS 6/14 C

- Economical ecoefficiency mode
- Intuitive single-button selector switch
- Extensive range of standard equipment

### Technical data

<b>Order No.</b>	1.169-900.0	
<b>EAN code</b>	4054278167480	
<b>Supply voltage</b>	<b>Ph / V / Hz</b>	1 / 230 / 50
<b>Flow rate</b>	<b>l/h</b>	240-560
<b>Pressure</b>	<b>bar / MPa</b>	30-140 / 3-14
<b>Max. temperature</b>	<b>°C</b>	80 / 155
<b>Connection load</b>	<b>kW</b>	3.6
<b>Heating oil or gas consumption, full load</b>	<b>kg/h</b>	3.5
<b>Fuel tank</b>	<b>l</b>	15
<b>Weight</b>	<b>kg</b>	93
<b>Dimensions (L x W x H)</b>	<b>mm</b>	1060 x 650 x 920

### Equipment

<b>Spray gun</b>	EASY!Force Advanced	
<b>High-pressure hose</b>	<b>m</b>	10 / DN 6, 250 bar
<b>Spray lance</b>	<b>mm</b>	1050
<b>Power nozzle</b>	■	
<b>Soft Damping System (SDS)</b>	■	
<b>Anti-twist system (AVS)</b>	-	
<b>Pressure cut-off</b>	-	
<b>Integrated fuel and detergent tank</b>	■	
<b>Servo Control</b>	-	

■ Included in delivery.

# ACCESSORIES FOR HDS 6/14 C

## 1.169-900.0

**KÄRCHER**



	Order No.	ID	Max. working pressure	Length	Price	Description	
<b>Standard with unions on both sides</b>							
High-pressure hose 2x EASY!Lock, ID 8, 315 bar, 10 m, ANTI!Twist	1	6.110-031.0	ID 8	315 bar	10 m	High-pressure hose (ID 8) suitable for up to 315 bar pressure. High-pressure hose with innovative EASY!Lock hand screw connection at both ends, ANTI!Twist, 10 m long.	▲
High-pressure hose 2x EASY!Lock, ID 8, 315 bar, 15 m, ANTI!Twist	2	6.110-030.0	ID 8	315 bar	15 m	15 m long high-pressure hose, ID 8, with ANTI!Twist at both ends with time-saving EASY!Lock hand screw connection.	▲
High-pressure hose 2x EASY!Lock ID 8, 315 bar, 20 m, ANTI!Twist	3	6.110-032.0	ID 8	315 bar	20 m	High-pressure hose (ID 8), 20 m long, with time-saving and robust EASY!Lock hand screw connection at both ends. For up to 315 bar pressure.	▲
High-pressure hose 2x EASY!Lock, ID 8, 315 bar, 30 m, ANTI!Twist	4	6.110-014.0	ID 8	315 bar	30 m	Convenient length (30 m) and innovative EASY!Lock hand screw connection: high-pressure hose (ID 8) with ANTI!Twist for up to 315 bar pressure.	▲
High-pressure hose 2x EASY!Lock, ID 10, 220 bar, 15 m	5	6.110-042.0	ID 10	220 bar	15 m	With innovative EASY!Lock hand screw connection for up to 220 bar pressure: 15 m long high-pressure hose (ID 10).	▲
High-pressure hose 2x EASY!Lock, ID 10, 220 bar, 20 m	6	6.110-043.0	ID 10	220 bar	20 m	Main features of this high-pressure hose (ID 10): 20 m long with extremely time-saving and convenient EASY!Lock hand screw connection at both ends.	▲
High-pressure hose 2x EASY!Lock, ID 10, 220 bar, 25 m	7	6.110-044.0	ID 10	220 bar	25 m	Impressive values and basic equipment: high-pressure hose, (ID 10), 25 m long, for up to 220 bar pressure.	▲
High-pressure hose 2x EASY!Lock, ID 10, 220 bar, 40 m	8	6.110-045.0	ID 10	220 bar	40 m	40 m long high-pressure hose with EASY!Lock system for time-saving hand screw connection (at both ends). (ID) 10, up to 220 bar working pressure.	▲
High-pressure hose 2x EASY!Lock, ID 12, 250 bar, 15 m	9	6.110-059.0	ID 12	250 bar	15 m	Suitable for up to 250 bar working pressure: high-pressure hose (ID 12), 15 m long, with convenient EASY!Lock hand screw connection at both ends.	▲
High-pressure hose 2x EASY!Lock 2x EASY!Lock ID 12, 250 bar, 40 m	10	6.110-060.0	ID 12	250 bar	40 m	With EASY!Lock hand screw connection, 40 m long for wide working radius: high-pressure hose (ID 12) with EASY!Lock hand screw connection at both ends. Suitable for up to 250 bar working pressure.	▲
High-pressure hose 2x EASY!Lock, ID 6, 250 bar, 10 m, ANTI!Twist	11	6.110-035.0	ID 6	250 bar	10 m	High-pressure hose with EASY!Lock hand screw connection at both ends (ID 6), 10 m long. Suitable for up to 250 bar pressure with ANTI!Twist.	■
High-pressure hose 2x EASY!Lock, ID 6, 250 bar, 10 m	12	6.110-034.0	ID 6	250 bar	10 m	High-pressure hose, 10 m long with EASY!Lock hand screw connection at both ends. ID 6, suitable for up to 250 bar.	□
High-pressure hose 2x EASY!Lock, ID 6, 300 bar, 10 m, ANTI!Twist	13	6.110-056.0	ID 6	300 bar	10 m	High-pressure hose (ID 6) with ANTI!Twist and new EASY!Lock hand screw connection at both ends. For up to 300 bar pressure. 10 m long.	□
<b>Longlife 400 with unions on both sides</b>							
High-pressure hose Longlife 400 2x EASY!Lock, ID 8, 400 bar, 30 m, ANTI!Twist	14	6.110-023.0	ID 8	400 bar	30 m	Durable high-pressure hose with double steel reinforcement, ANTI!Twist and EASY!Lock hand screw connection at both ends. ID 8, 30 m long, for up to 400 bar pressure.	▲
High-pressure hose Longlife 400 2x EASY!Lock, ID 8, 400 bar, 20 m, ANTI!Twist	15	6.110-027.0	ID 8	400 bar	20 m	High-pressure hose with ANTI!Twist, EASY!Lock hand screw connections and double steel reinforcement. 20 m long, ID 8. EASY!Lock hand screw connection at both ends.	▲
High-pressure hose Longlife 400 2x EASY!Lock, ID 8, 400 bar, 15 m, ANTI!Twist	16	6.110-029.0	ID 8	400 bar	15 m	The double steel reinforcement ensures a long lifetime of this 15 m long high-pressure hose (ID 8), approved for up to 400 bar pressure hose.	▲
High-pressure hose Longlife 400 2x EASY!Lock, ID 8, 400 bar, 1.5 m	17	6.110-024.0	ID 8	400 bar	1.5 m	1.5 m short high-pressure hose (ID 8). With convenient EASY!Lock hand screw connection at both ends for robust and fast connections. Durable, for up to 400 bar pressure.	□
High-pressure hose Longlife 400 1x EASY!Lock 1x M 22 x 1.5, ID 8, 400 bar, 1.5 m	18	6.110-069.0	ID 8	400 bar	1.5 m	High-pressure hose (ID 8) with double steel reinforcement, 30 m long, suitable for up to 400 bar pressure. Connectors: M 22 x 1.5, quick and convenient EASY!Lock hand screw connection.	□

■ Included in delivery. □ Available accessories. ▲ Extension hose.

# ACCESSORIES FOR HDS 6/14 C

## 1.169-900.0




	Order No.	ID	Max. working pressure	Length	Price	Description	
High-pressure hose Longlife 400 2x EASY!Lock, ID 8, 400 bar, 10 m, ANTI!Twist	19	6.110-038.0	ID 8	400 bar	10 m		Durable, 10 m long high-pressure hose (ID 8) with double steel reinforcement and EASY!Lock hand screw connection at both ends and ANTI!Twist. Approved for 400 bar pressure. <input type="checkbox"/>
<b>Food industry version with unions on both sides</b>							
High-pressure hose, food grade, 2x EASY!Lock, ID 8, 10 m, ANTI!Twist	20	6.110-051.0	ID 8	250 bar	10 m		High-pressure hose (ID 8), 10 m long, with grey, non-marking outer covering. Approved for use in the food industry. With quick and robust EASY!Lock hand screw connection at both ends. <input type="checkbox"/>
High-pressure hose, food grade, 2x EASY!Lock, ID 8, 20 m, ANTI!Twist	21	6.110-052.0	ID 8	250 bar	20 m		Suitable for use in food industry: 20 m long high-pressure hose (ID 8) with grey, non-marking outer covering, ANTI!Twist and EASY!Lock hand screw connections. <input type="checkbox"/>
<b>Longlife food design with screw connections at both ends</b>							
High-pressure hose, food grade Longlife, 400 2x EASY!Lock, ID 8, 10 m, ANTI!Twist	22	6.110-053.0	ID 8	400 bar	10 m		With blue, non-marking and animal fat resistant outer covering: durable high-pressure hose (ID 8), 10 m long, ANTI!Twist and EASY!Lock hand screw connection at both ends. <input type="checkbox"/>
High-pressure hose, food grade Longlife, 400 2x EASY!Lock, ID 8, 20 m, ANTI!Twist	23	6.110-054.0	ID 8	400 bar	20 m		Durable high-pressure hose with double steel reinforcement and blue, non-marking and animal fat resistant outer covering. 20 m long with EASY!Lock hand screw connections. <input type="checkbox"/>
<b>Food industry version</b>							
High-pressure hose, food grade, 2x EASY!Lock, ID 6, 15 m, ANTI!Twist	24	6.110-063.0	ID 6	250 bar	15 m		15 m long high-pressure hose (ID 6), food grade, with AVS hose reel connection, EASY!Lock hand screw connection and grey, non-marking outer covering. <input type="checkbox"/>
<b>Special hoses</b>							
High-pressure hose 1x EASY!Lock curved 1x M 22 x 1.5, ID 8, 400 bar, 1.5 m	25	6.110-068.0	ID 8	400 bar	1.5 m		For connection to hose reels: high-pressure hose, with M 22 x 1.5 connection and curved EASY!Lock hand screw connection. 1.5 m long, suitable for up to 400 bar working pressure. <input type="checkbox"/>

■ Included in delivery. □ Available accessories. ▲ Extension hose.

# ACCESSORIES FOR HDS 6/14 C

## 1.169-900.0



		Order No.	Flow rate				Price	Description	
<b>Trigger guns</b>									
EASY!Force Advanced	1	4.118-005.0						Effortless, not energy-sapping: the EASY!Force high-pressure gun uses the recoil force of the high-pressure jet to reduce the holding force for the operator to zero.	■
<b>Servo control</b>									
Servo control	2	4.118-007.0	0-750 l/h					Servo control for water flow and pressure control (< 750 l/h) on trigger gun.	■
<b>Quick connect</b>									
Quick coupling	3	2.115-000.0						For fast changes between different spray lances/accessories. Perfect for Kärcher spray unit, suitable for trigger gun/spray lance interface. With M 22 x 1.5 internal thread.	□
Male coupling	4	2.115-001.0						Hardened stainless steel male coupling for quick coupling 2.115-000. With M 22 x 1.5 external thread.	□

■ Included in delivery. □ Available accessories. ▲ Extension hose.

# ACCESSORIES FOR HDS 6/14 C

## 1.169-900.0



1-4

		<b>Order No.</b>	<b>Nozzle size</b>					<b>Price</b>	<b>Description</b>	
<b>Power nozzle spray angle 25°</b>										
Power nozzle spray angle 25°	1	2.113-005.0	36						Fan jet nozzle with 25° spray angle, suitable for large areas and removing stubborn dirt and stains.	■
<b>HP nozzle spray angle 0°</b>										
High-pressure nozzle spray angle 0°	2	2.113-001.0	40						High-pressure nozzle with powerful jet for extremely stubborn dirt.	□
<b>Power nozzle spray angle 15°</b>										
Power nozzle spray angle 15°	3	2.113-043.0	36							□
<b>Power nozzle spray angle 40°</b>										
Power nozzle spray angle 40°	4	2.113-003.0	40						Power nozzle with a 40° spray angle and fan jet, suitable for large areas and sensitive surfaces.	□

■ Included in delivery. □ Available accessories. ▲ Extension hose.

# ACCESSORIES FOR HDS 6/14 C

## 1.169-900.0




		Order No.	Max. working pressure	Length		Price	Description	
<b>Rotating spray lances</b>								
1050 mm spray pipe, rotatable	1	4.112-000.0	300 bar	1050 mm			1050 mm stainless steel lance (manual coupling) with ergonomic handle for ease of use and protection. Rotatable 360° under pressure.	■
Spray lance, 200 mm, rotatable	2	4.112-027.0	300 bar	250 mm			600 mm stainless steel lance (manual coupling) with ergonomic handle for ease of use and protection. Rotatable 360° under pressure.	□
Spray lance, 400 mm, rotatable	3	4.112-024.0	300 bar	400 mm				□
600 mm spray pipe, rotatable	4	4.112-007.0	300 bar	600 mm				□
850 mm spray pipe, rotatable	5	4.112-006.0	300 bar	840 mm			850 mm stainless steel lance (manual coupling) with ergonomic handle for ease of use and protection. Rotatable 360° under pressure.	□
1550 mm spray pipe, rotatable	6	4.112-018.0	300 bar	1550 mm			1550 mm stainless steel lance (manual coupling) with ergonomic handle for ease of use and protection. Rotatable 360° under pressure.	□
2050 mm spray pipe, rotatable	7	4.112-021.0	300 bar	2050 mm			2050 mm stainless steel lance (manual coupling) with ergonomic handle for ease of use and protection. Rotatable 360° under pressure.	□
<b>Double lance</b>								
Double lance 960 mm	8	6.394-665.0	310 bar	960 mm			960 mm double lance for variable pressure adjustment on handle at full water flow rate. Suitable for agricultural use (e.g. stable cleaning).	□
<b>Angular spray lance</b>								
Spray lance for toilets and rain gutters	9	4.112-029.0					Stainless steel lance WC and gutter with nozzle insert. Specially shaped for effective and hygienic cleaning of gutters and toilets.	□
<b>Flexible spray lance</b>								
Flexible lance 1050 mm	10	4.112-035.0	210 bar	1050 mm			1050 mm flexible lance with variable bend from 20° to 140°, ideal for cleaning difficult to reach areas, e.g. gutters.	□
<b>Telescopic spray lance</b>								
Telescopic spray lance	11	4.112-037.0	225 bar	5400 mm			Can be continuously extended from 1.8 to 5.4 m. For cleaning areas that are difficult to reach, such as ceilings or facades. With integrated HD trigger gun, M 22 x 1.5 connection with rotary coupling. Connection for M 18 x 1.5 nozzles.	□
Strap for telescopic spray pipe	12	6.373-987.0					Convenient strap for relief when working with the telescopic spray lance (6.394-690). The burden is optimally distributed on the body and longer periods of use are possible.	□
<b>Gutter cleaner</b>								
Gutter cleaning lance	13	2.112-015.0					The lance is suited for cleaning of gutter systems. Because of the shape of the lance and the special nozzle the gutter can be cleaned without removing the cover plates.	□
<b>Undercarriage spray lance</b>								
Underbody lance	14	4.112-032.0		700 mm			Stainless steel lance for effective and easy underbody and wheel arch cleaning. Without high-pressure nozzle.	□
<b>Additional handle</b>								
Additional handle for EASY!Lock spray lances	15	4.321-380.0						□

■ Included in delivery. □ Available accessories. ▲ Extension hose.

# ACCESSORIES FOR HDS 6/14 C

## 1.169-900.0




		Order No.						Price	Description	
<b>Crane lifting kit</b>										
Crane loading attachment kit for HDS compact class	1	2.642-638.0								<input type="checkbox"/>
<b>Flame monitoring attachment kit</b>										
Flame monitoring attachment kit for HDS compact class	2	2.642-711.0								<input type="checkbox"/>
<b>Y distributor</b>										
Y distributor	3	4.111-024.0								<input type="checkbox"/>

■ Included in delivery. □ Available accessories. ▲ Extension hose.



# ACCESSORIES FOR HDS 6/14 C

## 1.169-900.0



		Order No.	Flow rate	Nozzle size	Diame-ter	Price	Description	
<b>Hard Surface Cleaner FRV 30</b>								
Hose fastening attachment kit	1	2.642-528.0						<input type="checkbox"/>
Dirt trap attachment kit	2	2.642-532.0						<input type="checkbox"/>
<b>FR 30 Me surface cleaner</b>								
Hard Surface Cleaner FR 30 Me	3	2.111-013.0			300 mm		Hot water resistant stainless steel surface cleaner with double ceramic bearings, non-marking swivel castors and suction hose connection. Ideal for indoor cleaning, e.g. food industry.	<input type="checkbox"/>
<b>Machine-specific nozzle kits for FR</b>								
Nozzle kit for surface cleaners	4	2.640-401.0	500-650 l/h				Nozzle kit includes power nozzles and unions. For Kärcher surface cleaners (500 to 650 l/h).	<input type="checkbox"/>
<b>Machine-specific nozzle kits for FRV</b>								
Nozzle kit 040 - for FRV	5	2.642-431.0		40				<input type="checkbox"/>
<b>FRV 30 Me surface cleaner</b>								
Extension hose FRV 30 Me and FRV 50 Me	6	4.441-040.0						<input type="checkbox"/>
Surface Cleaner FRV 30 Me	7	2.111-012.0						<input type="checkbox"/>

■ Included in delivery. □ Available accessories. ▲ Extension hose.



# ACCESSORIES FOR HDS 6/14 C

## 1.169-900.0



20-21


		Order No.					Price	Description	
<b>Nozzle insert with order no. 3.637-001.0</b>									
Nozzle insert up to 1,100 l/h - high pressure	20	4.769-003.0						Nozzle insert for detergent injector 3.637-001 for high-pressure detergent application. For high-pressure cleaners with a water flow rate up to 1100 l/h.	<input type="checkbox"/>
Nozzle insert up to 1,100 l/h - low pressure	21	4.769-001.0						For low pressure with machines up to 1.100 l/h	<input type="checkbox"/>

■ Included in delivery. □ Available accessories. ▲ Extension hose.

# ACCESSORIES FOR HDS 6/14 C

## 1.169-900.0

**KÄRCHER**




		Order No.	Max. working pressure	Nozzle size	Diameter	Price	Description	
<b>Barrel and tank cleaning</b>								
Barrel cleaner BC 14/12	1	2.112-020.0					Nozzle kit with wet blasting nozzle and nozzle insert (type specific). For optimal Kärcher wet blasting attachment performance. Only in combination with wet blasting attachment 4.115-000.0   4.115-006.0.	<input type="checkbox"/>
<b>Pipe cleaning hose, ID 6</b>								
Pipe cleaning hose, ID 6, 10 m, max. 250 bar	2	6.110-046.0	250 bar				The 10 m pipe cleaning hose is a highly flexible high pressure hose for pipe interior cleaning (threaded connection for nozzle R 1/8).	<input type="checkbox"/>
Pipe cleaning hose, ID 6, 20 m, max. 250 bar	3	6.110-008.0	250 bar				The 20 m pipe cleaning hose is a highly flexible high pressure hose for pipe interior cleaning (threaded connection for nozzle R 1/8).	<input type="checkbox"/>
Pipe cleaning hose, ID 6, 30 m, max. 250 bar	4	6.110-047.0	250 bar				The 30 m pipe cleaning hose is a highly flexible high pressure hose for pipe interior cleaning (threaded connection for nozzle R 1/8).	<input type="checkbox"/>
<b>Pipe cleaning nozzle</b>								
Pipe cleaning dirt blaster D 25 / O40	5	6.415-944.0		40	25 mm		The forward-tilted rotating pencil jet removes the most stubborn dirt. The three backwards-tilted jets ensure the necessary forward movement, as well as convenient handling.	<input type="checkbox"/>
Pipe cleaning dirt blaster D 30 / O40	6	6.415-946.0		40	30 mm			<input type="checkbox"/>
Pipe cleaning dirt blaster D 35 / O40	7	6.415-948.0		40	35 mm			<input type="checkbox"/>
Pipe cleaning nozzle 120	8	5.763-089.0		120	16 mm		Pipe cleaning nozzle with 24 mm diameter. With 8 nozzles tilted back at a 30° angle.	<input type="checkbox"/>
Pipe cleaning nozzle	9	5.763-015.0		55	16 mm		16 mm pipe cleaning nozzle with internal thread. Various jet directions for environmentally-friendly cleaning of blocked drains and pipes.	<input type="checkbox"/>
	10	5.763-016.0		60	16 mm			<input type="checkbox"/>
	11	5.763-017.0		50	30 mm			<input type="checkbox"/>
Rotating pipe cleaning nozzle	12	6.415-428.0		50	16 mm		Pipe cleaning nozzle with four rotating jets and inner thread. Different spray directions. The hose moves freely through the pipe. (R 1/8" connection, 3 x 30° backwards, diameter 30 mm.)	<input type="checkbox"/>

■ Included in delivery. □ Available accessories. ▲ Extension hose.

# ACCESSORIES FOR HDS 6/14 C

## 1.169-900.0



		Order No.	Max. working pressure	Nozzle size		Price	Description	
<b>Angled vario nozzle 0-90°</b>								
Angled Vario nozzle 0-90°	1	4.113-006.0		80			Variable angle nozzle for spray angle adjustment from 0° to 90°. For easy adjustment to all kinds of soiling and surfaces.	<input type="checkbox"/>
<b>Dirt blaster, large</b>								
Dirt blaster 04	2	4.114-041.0	300 bar	40			The dirt blaster with rotating pencil jet offers 10 times better cleaning performance. Ceramic nozzle and bearing ring for a long service life. Further data: Max. 300 bar, 30 MPa, 85°C.	<input type="checkbox"/>

■ Included in delivery. □ Available accessories. ▲ Extension hose.

# ACCESSORIES FOR HDS 6/14 C

## 1.169-900.0



		Order No.	Nozzle size				Price	Description	
<b>Wet blasting attachment (without nozzle)</b>									
Wet blasting attachment with flow control (without nozzles)	1	4.115-000.0						Paint, rust and scale removal made easy: Kärcher wet blasting attachment with flow control for adding blasting abrasive to the high-pressure jet.	<input type="checkbox"/>
Wet blasting attachment without flow control (nozzles not included)	2	4.115-006.0						Paint, rust and scale removal made easy: Kärcher wet blasting attachment with flow control for adding blasting abrasive to the high-pressure jet. Without flow control.	<input type="checkbox"/>
<b>Nozzle kits for wet jet unit</b>									
Nozzle kit for wet jet unit 040	3	2.637-900.0	40					Nozzle kit with wet blasting nozzle and nozzle insert (type specific). For optimal Kärcher wet blasting attachment performance. Only in combination with wet blasting attachment 4.762-010/-022.	<input type="checkbox"/>
<b>Boron carbide nozzle</b>									
Boron carbide nozzle, for machines up to 1,000 l/h	4	6.415-084.0	6 mm					In addition to nozzle packs. Very wear-resistant nozzle with boron carbide chuck for continuous-duty operation.	<input type="checkbox"/>

■ Included in delivery. □ Available accessories. ▲ Extension hose.

# ACCESSORIES FOR HDS 6/14 C

## 1.169-900.0




		Order No.	Flow rate				Price	Description	
<b>Cup foam lance</b>									
Cup foam lance Advanced 025	1	2.112-017.0						Short, handy foam lance with adjustable spray angle with 1 litre detergent tank. Ideal for cleaning cars due to its compact design.	<input type="checkbox"/>
1-litre cleaning agent container for foam lance	2	6.414-954.0							<input type="checkbox"/>
<b>Inno Foam Kit</b>									
Inno Foam Set with detergent injector	3	2.112-000.0						High-pressure foam system with double lance (foam nozzle and high-pressure jet for rinsing). For use with mobile and stationary high-pressure and HDS pressure cleaners for cleaning or disinfection.	<input type="checkbox"/>
Inno Foam Set	4	2.112-008.0							<input type="checkbox"/>
<b>Easy Foam Set</b>									
Easy Foam Set with RM injector	5	2.112-010.0						HP foam system for use with HD/HDS units for cleaning and disinfecting. Foam nozzle for connection to lance and HP chemical injector with precision 0-5% metering valve. The machine specific nozzle kit has to be ordered separately.	<input type="checkbox"/>
Easy Foam Set	6	2.112-011.0							<input type="checkbox"/>
<b>Nozzle kits for Inno/Easy Foam Set</b>									
Nozzle kit O60 for Inno / Easy Set 600-700 l/h	7	2.111-018.0	600-700 l/h					Optimal adaptation to different machine outputs for economic use.	<input type="checkbox"/>
<b>Foam nozzle mounting kit</b>									
Foam nozzle attachment kit	8	2.112-013.0						Foaming agent kit. The foam nozzle is ideal for use in sanitary areas and the food industry and wherever long application times are necessary.	<input type="checkbox"/>

■ Included in delivery. □ Available accessories. ▲ Extension hose.

# ACCESSORIES FOR HDS 6/14 C

## 1.169-900.0



		Order No.	Length				Price	Description	
<b>Manual hose reel attachment kit</b>									
Hose reel attachment kit, plastic, for HDS compact class	1	2.110-010.0	20 m						<input type="checkbox"/>
<b>Automatic, self-winding hose reels</b>									
ABS automatic hose drum HDS C	2	2.110-012.0	20 m						<input type="checkbox"/>
ABS holder, automatic hose drum HDS C	3	2.110-013.0							<input type="checkbox"/>
Automatic hose reel, powder-coated steel / plastic	4	6.392-074.0	20 m					Automatic hose reel for 20 m high-pressure hose. The console is made from powder-coated steel, the drum is made from plastic.	<input type="checkbox"/>
Automatic stainless steel / synthetic material hose drum	5	6.392-083.0	20 m					Automatic hose reel for 20 m high-pressure hose. The console consists of stainless steel, the drum is made from plastic.	<input type="checkbox"/>
Automatic hose reel, coated	6	6.392-106.0	20 m					Automatic hose reel of durable plastic. Painted steel bracket Suitable for 20 m high-pressure hose.	<input type="checkbox"/>
Add-on kit hose reel lacquered basaltgra	7	6.392-105.0	20 m						<input type="checkbox"/>
Automatic hose reel, stainless steel, includes swivel holder	8	6.392-076.0	20 m					Automatic stainless steel hose reel. With swivel holder. Suitable for 20 m high-pressure hose.	<input type="checkbox"/>
ABS automatic stainless steel hose drum	9	6.392-122.0	20 m					High-grade, automatic steel hose reel. Especially suitable for use in the food industry. The material and finish provide for a corrosion-resistant, watertight capsuled sprong drive. Connection for HP hoses with nipple.	<input type="checkbox"/>
Powder-coated swivel holder	10	2.639-931.0						Swivel holder for automatic hose reel wall mounting. For maximum action radius and flexibility of high-pressure hose. Rotatable 120°. Galvanised steel.	<input type="checkbox"/>
Pivoting stainless steel wall bracket attachment kit	11	2.641-867.0						Swivelling wall bracket made of high-grade steel (for 2.641-866). This makes maximum flexibility and convenience possible when working with the HP hose.	<input type="checkbox"/>

■ Included in delivery. □ Available accessories. ▲ Extension hose.



# ACCESSORIES FOR HDS 6/14 C

## 1.169-900.0



		Order No.	Flow rate				Price	Description	
<b>Push-on washing brush</b>									
Push-on wash brush	1	4.113-001.0						For general-purpose cleaning of all surfaces. Clamps directly onto the spray lance. Connection M 18 x 1.5	<input type="checkbox"/>
<b>Rotating washing brush</b>									
Rotating wash brush for < 800 l/h machines, nylon bristles	2	4.113-004.0	500-800 l/h					The rotating wash brush gently removes fine dust and traffic film from all surfaces. Temperature resistant up to 60°C. (M 18 x 1.5, replaceable brush insert).	<input type="checkbox"/>
Rotating wash brush for < 800 l/h machines, natural bristles	3	4.113-003.0	500-800 l/h					Driven by water stream. Gently removes fine dust and traffic film from any surface. Temperature resistant up to 60°C, M 18 x 1.5 (replaceable brush insert).	<input type="checkbox"/>

■ Included in delivery. □ Available accessories. ▲ Extension hose.

# ACCESSORIES FOR HDS 6/14 C

## 1.169-900.0



		Order No.	Length	Diameter				Price	Description	
<b>Geka coupling</b>										
Geka connector with hose barb, R 1/2"	1	6.388-461.0							with hose liner	<input type="checkbox"/>
Geka connector with hose barb, R 3/4"	2	6.388-455.0								<input type="checkbox"/>
Geka connector with hose barb, R 1"	3	6.388-465.0								<input type="checkbox"/>
Geka connector with internal thread, R 1"	4	6.388-458.0							with female thread	<input type="checkbox"/>
<b>Suction filter</b>										
Water suction filter	5	6.414-956.0								<input type="checkbox"/>
Suction filter with check valve	6	4.730-012.0							Brass suction filter suitable for ponds, storage tanks, etc. With check valve.	<input type="checkbox"/>
<b>Water fine filter</b>										
Water fine filter, with adapter	7	4.730-102.0							Fine-mesh water filter, 125 µm, max. temperature 50°C. Protects the high-pressure cleaner from dirt particles contained in the water. Water flow rate up to 1200 l/h. Connection 3/4", with adapter, 1".	<input type="checkbox"/>
Water fine filter, 100 µm, R 1"	8	2.638-270.0							Fine-mesh water filter, 100 µm, max. temperature 60°C. Connects to high-pressure cleaner. Protects the high-pressure cleaner from dirt particles contained in the water. Water flow rate up to 1200 l/h. Connector 1".	<input type="checkbox"/>
<b>Water supply hose</b>										
Water supply hose	9	4.440-038.0	7.5 m						NW 13 R1" / R 3/4", up to 30 °C	<input type="checkbox"/>
	10	4.440-207.0	7.5 m						NW 19 R1" / R 3/4", up to 85 °C, for pick-up	<input type="checkbox"/>

■ Included in delivery. □ Available accessories. ▲ Extension hose.